

Allen County HamNews

Fort Wayne Radio Club Fort Wayne DX Association Allen County Amateur Radio Technical Society

February 2021

Volume 22

Issue 2

**IT'S FEBRUARY
ALREADY?
STUCK INSIDE?**

**MAKE MORE HAM
RADIO CONTACTS!**

In this edition:

Skywarn News

Pages 2-3

From the Editor

Page 2

QSL Cards

Page 4-7

Carole's Corner

Page 8

FWRC News

Page 9

Radioactive Parks

Pages 10-11

ACARTS President's Column

Page 12

Zoom x3

Page 13

Foxhunt Dates

Page 14

SKCC and K3Y/7

Page 15-16

For Sale/Wanted

Pages 17-20

Contest Calendar

Page 20

Spring NWS Storm Spotter Training Online

By Jay Farlow, W9LW, SKYWARN net manager



The National Weather Service (NWS) Northern Indiana weather forecast office (IWX) has set dates for four online Skywarn® storm spotter training sessions in March and

April. The continuing COVID-19 pandemic prevents NWS meteorologists from conducting in-person storm spotter classes.

IWX warning coordination meteorologist Michael Lewis, KG4KJQ advised via email that the office plans online sessions on the following dates and times:

- March 13, 11 a.m. (time subject to change)
- March 17, 1:30 p.m.
- April 7, 6:30 p.m.
- April 14, 6:30 p.m.

Lewis advised that at press time, registration for the above classes had not yet opened, but he hoped IWX would begin accepting registrations by the end of the first week of February. The office will initially configure each class to accommodate up to 500 registrants with the possibility of expanding that number as needed.

When IWX announces that registration has opened, FWRC will post links [on its website](#) and [Facebook page](#) and the Allen County Amateur Radio Emergency Ser-

vice (ARES) team will also post the information on [its Facebook page](#).

No ARES-Hosted Spotter Training This Year

In the spring of 2019, the Allen County ARES team hosted storm spotter training at the Allen County Public Library. The event featured broadcast meteorologists from four Fort Wayne TV stations. ARES planned a similar program for March 2020, which was to include basic and advanced sessions, but the pandemic forced cancellation of that event. ARES has no plans for a similar event in 2021.

From the Editor

A few weeks ago I worked on creating the graphic for the front page of this month's HamNews—and tonight we are expecting a snowstorm to come through! I guess I had better be more careful in the future.

Once again, this edition of HamNews is packed full with all kinds of neat stuff. Be sure to check out the three pages of classified listings!

As a reminder, please be sure to send any content to me that you would like to include in the March edition of the HamNews by no later than Saturday, February 27th.

73,

Josh Long, W9HT

drjoshlong (at) gmail.com

Skywarn Recognition Day 2020 - Remote Services and Virtual Support

Michael Lewis (WCM WFO Northern Indiana), Mike Corey (SRD Planning Team), Rob Macedo (SRD Planning Team)

In keeping with all things 2020, even Skywarn™ Recognition Day (SRD) had to adapt to the new work environment. The National Weather Service and the American Radio Relay League developed SRD in 1999 to celebrate the contributions that Skywarn™ volunteers make to the NWS mission, the protection of life and property. Amateur radio operators comprise a large percentage of the Skywarn™ volunteers across the country. The Amateur radio operators also provide vital communication between the NWS and emergency management if normal communications become inoperative.

SRD 2020 took a slightly new direction and included some of the traditions from the previous years, while adding more inclusive opportunities for all Skywarn™ spotters regardless of communications capabilities. Besides the absence of volunteer amateur radio operations at the NWS offices, another significant change included an expanded social media presence, utilizing a Facebook group and live-stream presentations by guest speakers throughout the 24 hours. Streaming content included:

- Inside Look from SPC (Evan Bentley, pre-recorded)
- Tsunami Warning Center Operations (Nathan Becker, live)

- Weather Year in Review (Greg Carbin, pre-recorded)
- Faces of Skywarn - Google Meet with Skywarn™ spotters (Charlie Woodrum)
- CoCoRaHS - (Doug Anderson, live)
- Weather-Ready Nation (Doug Hilderbrand, live)
- Amateur Radio Operations - (Rob Macedo, live / Jay Farlow, live)
- Amateur Radio Licensing - (Mike Corey, live)
- Upper Air Balloon Launches (00Z and 12Z - from a number of NWS offices)
- and lots more. . . .

While there were a number of glitches that cropped up before and during the event, the Skywarn™ group and the SRD planning team persevered and worked through all of the challenges.

Even if amateur radio operators can safely return to WFOs for SRD 2021, the SRD 2020 planning team hopes to incorporate some of the 2020 SRD most successful elements in the 2021 event.

Check out at the Skywarn Recognition Day Facebook page at: <https://www.facebook.com/groups/skywarnrecognitionday> (recorded videos presentations can be seen on the Events page)



Pictures clockwise from lower left include comments from a Skywarn Spotter via the Skywarn Recognition Day Facebook page, screen capture of Jay Farlow's (W9LW) live stream event conducting remote amateur radio operations as WX9IWX (NWS Northern Indiana) and screen capture of the live stream covering the CoCoRaHS program conducted with Doug Anderson (Observing Program Leader) at the NWS in Columbia, SC. All images used by permission and captured from the SRD Facebook page.

Tuning Up

QSL Cards: Confirmation and Courtesy

Probably, if you were to ask any amateur radio operator what two mental images they have of amateur radio, they would respond with these two ideas: Morse Code, and Qsl Cards. Qsl cards have been exchanged between ham radio ops for well over a century, starting well back in the early 20th century. Even commercial broadcast stations got in the act, sending out qsl cards to short wave listeners (SWL) who wrote in to the station with reports on the broadcasting station's signal.

Many qsl cards are printed professionally by hams to pick up some pocket change, but other hams (myself included) like to create their own qsl cards. In some ways, homemade qsl cards are cheaper than professional prints, since you can print them on whatever medium you happen to have on hand (card stock, photo paper, etc.). Probably the greater benefit to homemade qsl cards is that you have complete control over what images are placed on the card, and how the overall card

is formatted. For this month's article, I am going to show you how to create your own "picture front" qsl card using 4X6 photo paper (with a photo on the front of the card), a typical printer/scanner, and PC-based software. Keep in mind there are many ways of creating qsl cards, and that there are many different applications available on the multitude of computer operating systems (Mac, PC, Linux, etc.), so this is only one way you can accomplish home-made qsl cards.

Image Selection

Firstly, to create a picture qsl card, you need a photo. One of my other hobbies outside of ham radio is photography (mostly nature and architecture subjects), so it's not difficult to find a selection of photos from which to choose. My advice is to look on your computer through your photos folder for a good image for your qsl card. If you don't have a photo you like, dig out your camera and shoot some pics! Choose a photo of

something that isn't too "busy" with multiple objects, as you will need room on the front of the card both for your callsign and for the main subject of your photograph.

For this article, I chose a picture I had taken of the moon on October 31st, 2020. This was actually the day that we were able to see a true "blue" moon, so it was a rather historic occasion. Figure 1 shows the original photograph that I took with my "point and shoot" camera as shown in the photo viewing software on a Windows 10 PC.

Next, we need to do a little image processing. You'll notice that the photo in Figure 1 is a little fuzzy - let's clean it up a little! On a Windows 10 system, there is some photo editing software built into the program "Photos". With this editing software, I can crop the photo, adjust the light, increase the photo's clarity, and even apply filters to the photo.

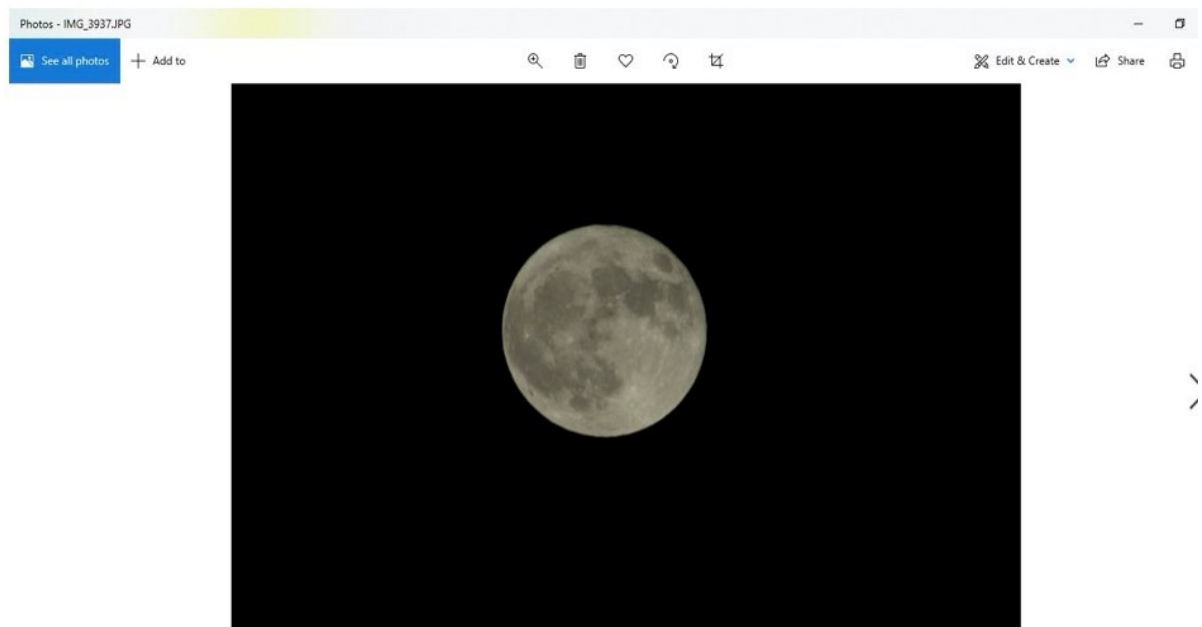


Figure 1: The Moon

Figure 2 shows the now edited image of the “blue” moon. It’s not the best shot of the moon I’ve ever taken, but it serves its purpose as a demonstration model. :-) Notice how the photo is now much sharper and the contrast is more noticeable after some photo processing. In addition to a few adjustments on contrast and clarity, I also cropped the photo, so as to reduce the amount of black space in the photograph.



Figure 2

Now that we have our photograph, it’s time to do the fun part - turning this into a qsl card! My practice on a Windows 10 machine is to use the program entitled PowerPoint. You could also use Photoshop or even Word Document, but I like to use PowerPoint since I’m most familiar with that program.

To get your edited qsl card photo onto a blank PowerPoint document, you will need to paste the edited photo using a simple “right click” command (just like when you copy/paste a web address or url). Once you have copied your Qsl card photo, open up 2a blank PowerPoint document. If you “right click” on the PowerPoint document, you will see a small menu appear, including some options marked “Paste Options”. Use this option

to “paste” your Qsl card photo into a PowerPoint document. Once that is done, you will see something like that shown in Figure 3.

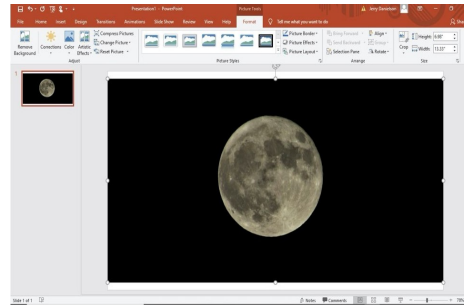


Figure 3

Next, I’m going to do a small adjustment, and make sure the Qsl card photo fills the entire “slide” of the PowerPoint document. This ensures that what is eventually printed will fill up the entire 4X6 photo paper (assuming the printer settings are correct). The photo’s subject may be slightly elongated by expanding the photo, but that’s okay as the small 4X6 photo paper is not large enough for many to see such minor imperfections.

Next, I am going to add text unto the Qsl card photo. To do this, I go up to the tool bar at the top of the screen and click “Insert”. This action opens up other actions I can take, including an option called “Text Box”. I click on “Text Box” and then proceed to “Double Left Click” on the Qsl photo (in the upper right-hand corner). Immediately, I see a small box appear on the top, right-hand corner of the screen, as shown in Figure 4. That little box is a “Text Box” in which I can write anything - my callsign, state, name, etc. After expanding the text box to the right by about an inch, I immediately type in my callsign.

By default, the computer has entered the text using black

printing. Since the background of the photo is black, I can’t see the black text on the black background. To change this, I simply highlight my still-to-me invisible text. When I release the mouse (after highlighting), another menu pops open, all of which affect the size, font-style, and color of the text.

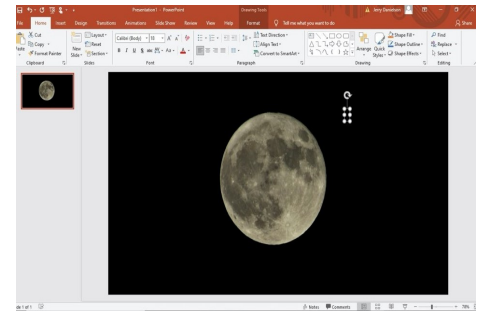



Figure 4

By repeatedly high-lighting my callsign text, I then proceed to do the following steps:

- Change the text color from black to white.
- Increase font size of the text from 18 to 54.
- Increase the size of the text box to allow my callsign to be in a straight line.
- Italicize my callsign
- Change the style of text font to a style called “Garamond”.
- Increase text size to 60.
- Click and drag the position of the text box closer to the moon and a bit lower in vertical height.



Once those steps are completed, I have what appears in Figure 5. From then on, I continue doing more of the same, adding in my city, state, location, grid square, and club memberships. Regardless of where I want to put my information, I must continually click “Insert” followed by “Text Box” followed by a “double left click” before I can add any more text to the image. The process becomes second-nature, once you get the hang of it.

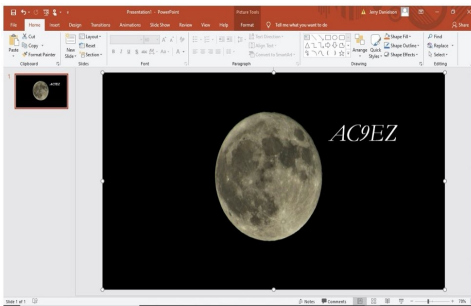


Figure 5

Once I have completed adding all the information I desire to the qsl card photo, I add one last, artistic “flare”. Instead of leaving my callsign as just a flat, 2D type of text, I instead highlight the text and click “Shape Effects”. From there, I can select a 3D effect, making the callsign look like it is coming out of the card, instead of just “sitting” flat on the card. Additionally, I add the same effect to my club memberships and location information.

Once all of these editing jobs are completed, I then click on the File option and save the entire work as a JPEG file. This saved JPEG file is shown in Figure 6. The saved JPEG file is entirely separate from the original PowerPoint presentation and can be saved onto your computer’s desktop screen. At this point, I am almost done completing the qsl card.

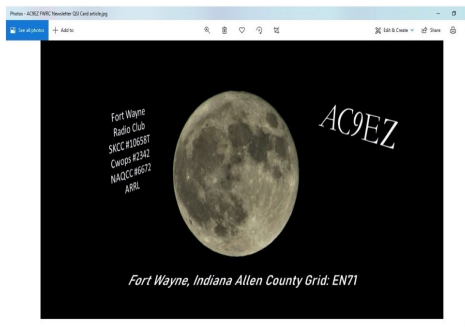


Figure 6

Printing the Qsl Card

Once all the editing is completed on the card itself, it is time to print off the card! This can be the trickiest part of the entire process for one big reason: not all printers are created equal. Some printers are more “cantankerous” than others, meaning that instead of printing off the qsl card as you see on your computer, the printer will print the qsl card with a white border around all four edges of the qsl card. Depending on what printer you may have, you may or may not be able to adjust your settings to get rid of this white border.

I sometimes use an HP 6200 series printer to print off my qsl cards, so the steps below will work if you are using the exact same printer. Hopefully, some of my printer’s settings are similar to yours and can give you a starting point on where to look for additional print settings.

To actually print off the qsl card, I first open the saved JPEG file of the qsl card I created in PowerPoint. A formatting trick I have learned to do is to rotate the qsl card 90 degrees before entering the “print” command. Rotating the image actually allows the printer to print off the entire card without cutting out any portion of

the card. This “rotated” image can be seen in Figure 7.

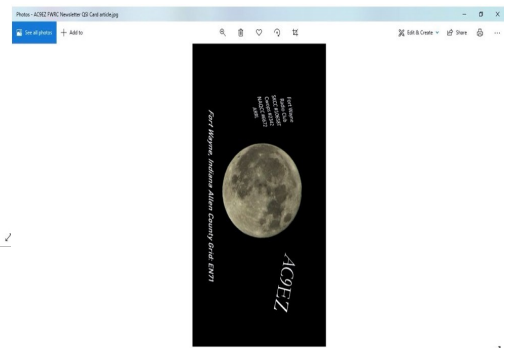


Figure 7

After rotating the qsl card, I next select the print function. When the print menu pops up, I select several options. Firstly, I print the qsl card in the Portrait setting (as opposed to the Landscape setting). Secondly, I select the paper size as 4X6. Thirdly, I select the paper type to be HP Photo Paper, not the standard “plain paper” option. Finally, I enter the advanced settings and select “borderless printing”. This last option allows the printer to print off the entire card without adding any plain white borders around the edge of the card. Figure 8 shows the finished card printed and ready for mailing!



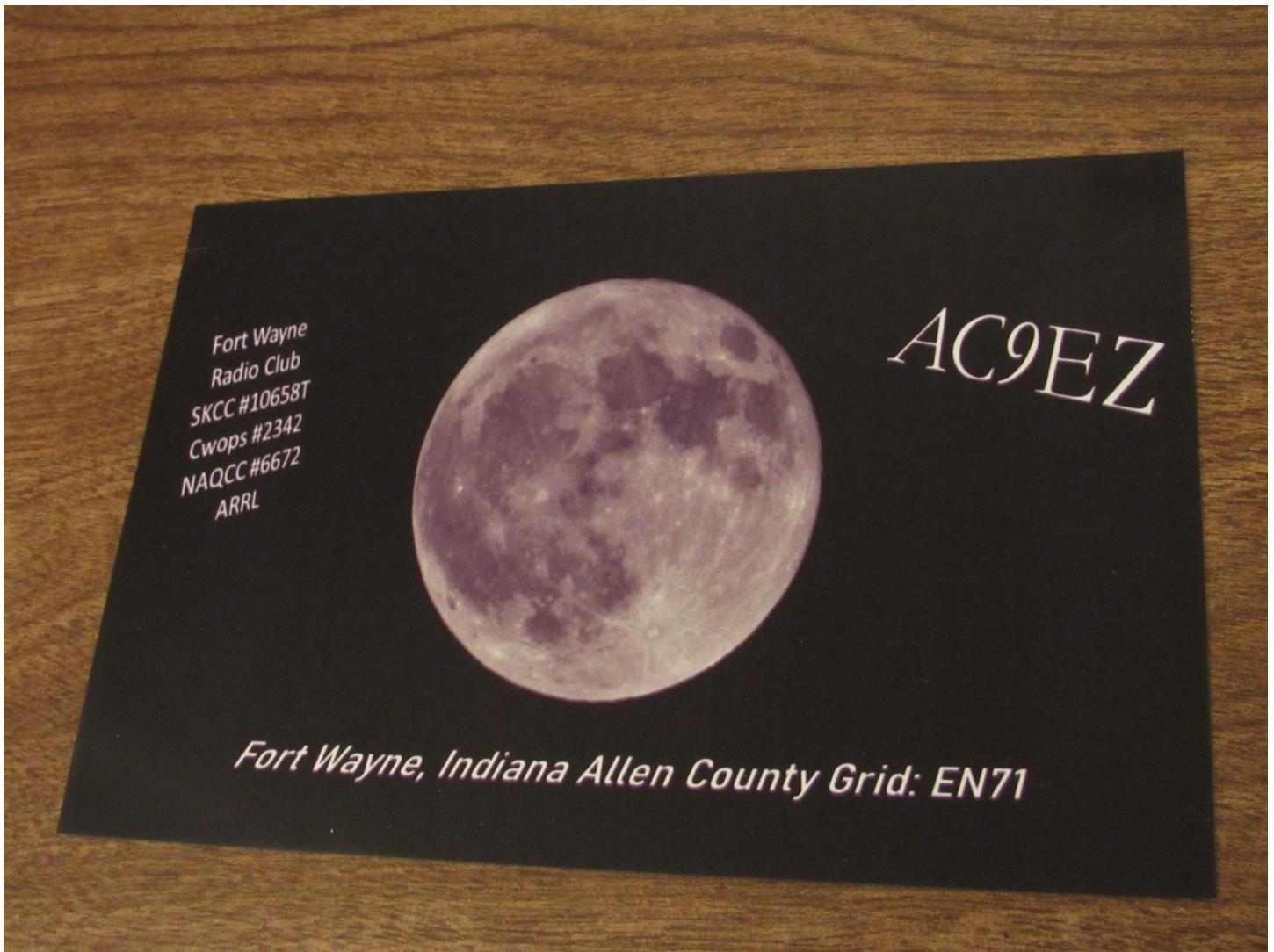


Figure 8

Now, one important point: up till now, I have been describing how to create the picture front of the qsl card. I have not yet mentioned how you put on any of the actual qso information on the back of the card. The best method I have found is to use a simple label, such as a mailing label or Avery print labels that you can purchase at an office supply store such as Office Depot. Usually, I use Avery labels that are advertised for product and container labeling. Using a word processing program like Word (or even something like Excel), I can then create a document that prints a series of boxes unto the Avery labels. From there, I simply fill in the qso information, and write my comments about my station or the qso using a sharpie marker. It's not as professional as the front of the card, but most people only display the picture front of a qsl card, and not the qso details, so it works out in the end.

The entire process is rather lengthy to describe, but it gives a ham the opportunity of creating his/her very own qsl card. Depending on how many cards one sends out, homemade qsl cards can be much cheaper than commercial qsl cards, and they have the added benefit of adding a personal touch to a very worthwhile tradition.

73 de Jim ac9ez ._._.

Hamsplatter

Fort Wayne Radio Club P.O. Box 15127, Fort Wayne, IN

Carole's Corner For February 2021



The FWRC CY 2021 dues promotion that ended December 5th was a success and resulted in

107 membership re-ups. It was accomplished using the US Postal service and replaced the re-up promotion activity at the Ft. Wayne Hamfest that we normally use, but couldn't this year because the Hamfest was cancelled. (##@!!! virus).

We have received a few more re-ups since the end of the promotion activity; the club membership count now stands at 117 as of the 10th of January. Thanks to everyone who participated. I hope you liked the raffle we held this year.

It turns out that Jim Pliett, K9OMA, won the La Crosse Technology Wireless Weather station raffle item and decided it was surplus to his needs. So he concluded he would donate it to a worthy club member. When I learned of his decision I contacted him and asked him to gather

a few notes regarding his decision and a few more regarding the person he had selected as recipient of the weather station. He did just that. See the article "**Caution-Radioactive Parks**" further along in this edition of the Ham News.

The notion of spotlighting a club member and his/her accomplishments ala Ham radio and publishing them in the Ham News seems like a great idea. I used to do that when I was the Young Ladies Radio League (YLRL) 9th District Chairperson, and wrote articles for their news letter. So I decided to resurrect that idea for the radio club this year.

I'm asking everyone out there to identify a person you think would make an interesting subject for a spotlight article. Either produce the substance of the article yourself, or better yet, get the subject of the article to jot a few notes down. What's needed are the specifics of what aspect(s) of Ham radio the person is involved in, for how long, and how they've implemented their interest. Get the information to me and we will compose something for the Ham News.

73 and 88,

Carole, WB9RUS

FWRC Officers 2021

President

Carole Burke, WB9RUS
(260) 637-1989
Wb9rus(at)comcast.net

Vice President

Paul Prestia, KA3OPZ
(260) 485-9632
Phixer(at)gmail.com

Secretary

Al Burke, WB9SSE
(260) 637-1989
Aburke55(at)comcast.net

Treasurer

Bob Streeter, W8ST

Communications Manager

Charles Ward, KC9MUT
(260) 749-4824
Kc9mut(at)yahoo.com

Directors

Steve Nardin, W9SAN
(260) 482-4039
W9san(at)arrl.net

Clarke Derbyshire, KG9FM
(260) 485-6255
Cderbyshire(at)comcast.net

Bill Hopkins, K9WEH

Stuart Hall, KD9LFW

Newsletter Editor

Josh Long, W9HT

Fort Wayne Radio Club

Membership Status

Currently (22 January 2021), the FWRC membership stands at 119 members, broken down as follows:

90 regular members, 11 family memberships, 1 student member, 2 complimentary memberships and 6 life-time memberships.

All of our member's callsigns (except for one person who requested it to not be listed) can be found by looking at the "About FWRC" / "Roster" tab on **fwrc.info**. As new memberships are received throughout the year, these data will be reflected in updates to the roster.

We are believe that the club database is now current regarding member's physical and email address, and phone numbers. Note it is impossible for us to keep these current unless you notify us of changes. We depend on the database to allow us to communicate with you on a timely basis, especially important what with contending with the Corona virus issue and our current inability to hold physical club meetings due to it.

73,

The FWRC Board of Directors



Fort Wayne Radio Club

Treasurer's Report: January 2021

The club assets were:

- checking account \$5,444.24
- savings account \$1,831.48
- Vanguard Cash Fund \$11,325.24

The interest return on the Vanguard account has decreased significantly. In January of 2020, we earned \$14.80 on our deposited funds. I expect this month, 12 months later, we will earn about 10 cents on almost the same dollar value of deposits. That is a 140 to 1 decrease in the return on saved funds, in this case the Federal Money Market Fund. It illustrates some of the stress on the overall economy over the last year.

The club has no debt. The club has ongoing operating expenses, such as repeater electricity, insurance, etc. that requires expenditures from the club funds.

Bob Streeter, W8ST, Treasurer, 2021


Caution! Radio Active Parks

By Jim Pliett, K9OMA

Let me start out by saying it was the fickle finger of fate that inspired this story. By that I mean that I was one of the winners in the raffle conducted for the three prizes featured in the FWRC CY 2021 membership drive. For some reason I had chosen the wireless weather station, which was a little silly because I have two weather station that work just fine. After some pondering it occurred to me to make it a gift to a club member who did something outstanding involving ham radio

If you've been a member of the Fort Wayne Radio Club for any time at all, it's apparent the club has more than its share of over achievers. So picking just one person to highlight isn't so easy. But since it's just me, (with no Electoral College to contend with), the job just got a lot easier.

He is the number one guy in the USA for his amateur radio "Parks on the Air" activity. To say he's pretty busy is an understatement. So in his own words I present to you Tom Rupp, KU8T:



Tom, KU8T

POTA or "Parks on the Air" has been a great way to spend my free time, and also time I should be doing other things. My wife Nancy has been instrumental in keeping me going, activating different parks around the country.

It all began in 2016 when NPOTA "National Parks on the Air" was started by ARRL. I had retired in 2009, so that gave us a lot of travel time to activate, and chase the activators.

In 2016 we went out west on a southern trip all the way to California, stopped in Nevada for Nancy's nephew's wedding and on another trip to northern California working POTA. The NPOTA ended in 2016, so we were looking for another way to activate parks; that's when I got interest in POTA which Nancy and I have been doing ever since.

So far this year with POTA we have worked 710 parks, have had 20,789 qso's, and are currently number 1 on the country wide POTA list. Since 2016 we have a total count of 1,026 parks activated, 31,870 qso's, and we are 3 down from the top on the country wide POTA list.

Nancy and I get around in a 2006 pickup truck and utilize an ICOM-IC706MIIG transceiver, a ALS500m power amplifier, a 300 watt, mobile tuner and a Hustler mobile antenna to do the communicating. I work on 80, 60, 40, 30, 20, 15 and 10 meters, mostly CW.

There are a lot of State parks close to us, 10 to the north to the Indiana line, and 18 close by to the south, and some not far away to the west of Ft Wayne. Lots of opportunities to activate a Park.

We made trips to Florida (Hamfest Orlando), Michigan, UP of Michigan, Illinois, and Ohio working POTA. I have worked all 139 parks in Indiana, but they are putting more parks on all the time. Also I have chased the park activators, and have a total of 1,120 parks chased to date. Miles driven, I don't know, probably tens of thousands of miles (some were trips).

I am also involved in SKCC "Straight Key Century Club"; only straight Keys, Bugs, or Cootie Keys are used. Took me a while to switch over to a Bug like the Vibroplex, but got it done. Many around the Ft Wayne area operate in the WES "Week End Sprint" that happens every month. I have done well, others better, but during the last one in December I made 361 QSOs contacts, my personal best. I was

nine down from the top of the list country wide. I have completed the "Senator Award" which is the top level SKCC rating. To get the Senator Award you will need to go through an involved process. For those interested see, for example:

https://www.skccgroup.com/operating_awards/senator/, or, <https://dsckb1wod.blogspot.com/2018/02/the-skcc-for-intellectually-challenged.html>

Many in the Allen county area have made it to Senator Award.

I also am active on local nets; the 224.78 MHz net on Monday, the 6 meter net (50.580 MHz) on Tuesday, and the Little Red Barn Net (3.820 MHz) on Wednesday and enjoy it very much.

73,

Tom, KU8T



State of the Arts

Allen County Amateur Radio Technical Society

P.O. Box 10342, Fort Wayne, IN

ACARTS President's Message for February 2021

Thanks to all of you that have renewed your ACARTS membership or joined the club for 2021. The club membership is equal to or slightly greater than it was at this time last year. It was a year ago this month that ACARTS held its last meeting before the COVID-19 pandemic began restrictions and shutting things down. Your response to renewing your membership by mail indicates your ongoing support for ACARTS and your desire to have ACARTS again hold meetings and functions. We will try not to disappoint you. Although ACARTS has nothing planned for the immediate future, Hopefully, with the start of the vaccine inoculations, things will start returning to the point where we can safely hold meetings without a lot of restrictions in the near future.

One thing that will be held is the FM VHF/UHF Simplex Contest. Last year's contest drew a record number of participants and entries. It is one activity that can be held pandemic or not. Mark your calendars for this years' event to be held on Saturday evening, April 10th. The rules will be essentially the same as last year, with three categories, Base, Portable, and Rover. Now is the time to decide which category you will enter and get things together and start preparing your station for optimum per-

formance in your selected mode. More details will be forthcoming as the date approaches.

Many thanks to Josh, W9HT, for the great job he has done as editor of the Allen County HamNews. Josh took the reins a year ago after the passing of Ken Helms, AB9ZT. Josh has been adding content and making the publication something very well worth reading every month. Thanks again, Josh, for your excellent job and hard work. We will be looking forward to future editions.

73,



Dave Lindquist, W9LKH

W9INX

ALLEN COUNTY AMATEUR RADIO
TECHNICAL SOCIETY

ACARTS Officers 2021

President

Dave Lindquist W9LKH
260-485-6135
w9lkh(at)comcast.net

Vice President

Jim Boyer KB9IH
260-489-6700
kb9ih(at)arrl.net

Secretary

Chris McCullough W9TSB
260-312-2750
kd9lrw(at)gmail.com

Treasurer

Howard Pletcher N9ADS
260-747-5252
n9ads(at)arrl.net

Station Manager

Jim Sampiere KD9NPL
260-999-8132
Kd9npl(at)gmail.com

Fundraising Manager

Fred Gnegnagel KC9EZP
260-704-7801
kc9ezp(at)gmail.com

Directors at Large


Bob Erb N9PWM
260-466-7772
roberterb(at)hotmail.com

Steve Shannon K9SKS
260-704-5353
k9sks(at)aol.com

(1 open position)

W9INX Trustee

Dave Lindquist W9LKH
260-485-6135
w9lkh(at)comcast.net



Zoom, Zoom, Zoom

Carl Luetzelschwab, K9LA

Did you hear about the snail who got tired of going so slow? To solve that problem, he went to the nearest Chevy dealer and bought a brand new white Corvette with a big engine. He also had the dealer put a big red S on each side of the Vet – the S standing for snail, of course. The snail put the Vet to good use, speeding around town and just having a grand time. And when people saw him zooming around in his Vet, they would shout “Boy, look at that S-car go!”

This month’s column is about a different kind of ‘zoom’ – the one that is being used as an alternative to in-person meetings.

Normally my wife Vicky, AE9YL, and I would have gone to some club meetings, some hamfests, some conventions, and the Cayman Islands in December for warmth and the ARRL 10 Meter Contest. But 2020 was a disaster.

Leading the pack of cancellations in 2020 was the Dayton hamfest, and many cancellations followed. Our trip to the Denali National Park and Preserve in Alaska to complete my VAS award (Visited All States) got axed due to covid-19. The July ARRL Board Meeting went virtual via Zoom. Other trips cancelled in 2020 included the Antenna Applications Symposium (sponsored by the University of Illinois and Penn State University), the Pacific Northwest DX Convention (in Portland, OR), the SMC Fest (Society of Midwest Contesters), the W9DXCC Convention, the Fort Wayne Hamfest, our trip to ZF and other events.

So far, 2021 is not looking any better. The January ARRL Board Meeting was again via Zoom. The Orlando HamCation in February has gone virtual – we were going to go to this one. Dayton is again cancelled. And the Pacific Northwest DX Con-

vention in August (again in Portland, OR) has already been cancelled – we were planning to go to this one, too. There’s still hope for the Cayman Islands in December – but I won’t hold my breath.

Lots of bad news, right? But there’s usually a silver lining even when things go bad. The silver lining is the explosion of Zoom (and Skype) get-togethers. Thanks to the efforts of many clubs around the US, I’ve watched some darn good presentations about antennas, antenna modeling over terrain, sporadic-E propagation, ionospheric topics by the HamSCI organization and solar topics by some well-known solar scientists (for example, on January 22 by Dr. Svalgaard of Stanford University on his prediction for Solar Cycle 25). This is a great way to learn about a wide variety of amateur radio activities.

In addition to watching Zoom presentations, I’ve been busy giving presentations, too. In January I gave four presentations. And I have fourteen more scheduled through June. Hey, these keep me off the streets at night.

One of these days we’ll be back to normal (I hope). I think we’ll all be overjoyed to have in-person events again.





Proposed Foxhunt Dates for 2021

February 7
March 7
April 11
May 2
June 6
July 11
August 8
September 19
October 3
November 7
<i>Stay tuned to HamNews, local nets, and the club websites for updates!</i>



Have you heard of the 14 meter band? While looking through an old (pre-1952) ham radio book, I found an advertisement for 3 element beams for the 20, 14, and 10 meter bands. The apparent center frequency for the 14 meter antenna was listed as 22.7 Mc. This figures out to be 13.2 meters! Our 15 meter band was allocated on May 1, 1952. Do you remember any discussions of a 14 (or 13) meter band before 1952? I don't.

73,

Jim Mast, W8HDM

Olive, the other reindeer—K9LI


Last month's newsletter had an article about the SKCC December special event featuring members of the Fort Wayne Radio Club. Unfortunately, the most important reindeer was not mentioned: Olive! Olive was most important as he led *all of* the other reindeer in number of qso's. Don – K9LI took charge and made a whopping 389 contacts as Olive! Don has not only mastered his Icom 7300, he also has proven the worth of resonant dipoles with his fan dipole array. On a personal note, Don consistently has a strong signal when I hear him at my Florida QTH plus he managed to work me as K3Y/7 in Nevada on 5 bands! (de N8KR)



K3Y—the 15th anniversary January celebration of the Straight Key Century Club

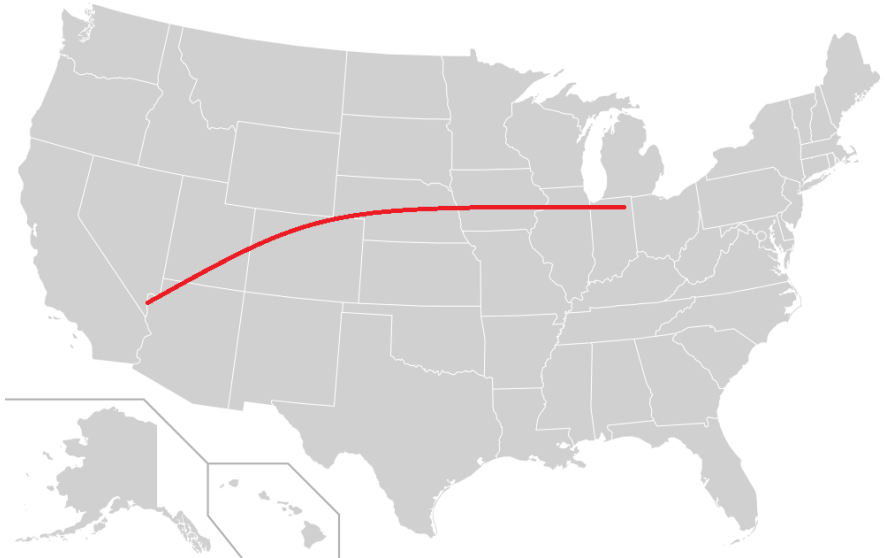
As of January 29, over 43,000 K3Y contacts have been logged by more the 250 different K3Y operators from all over the world. Here in our own back yard, John – NJ0U, Joe – WB9EAO, Jim – AC9EZ, Jim – KD9GDY, Ed-WA9BBN, and John – W9HT combined for 667 contacts giving out K3Y/9 contacts. Not only are our FWRC members volunteering as K3Y operators, many more are actively searching and contacting the various K3Y ops from all over the world. The *Grand Sweep* award is for those who work all of the 19 K3Y areas including

the US and it's territories, NA, SA, Europe, Asia, Africa, and Oceania. Congrats to Jim – KD9GDY, Josh – W9HT, and Ken – N8KR! Don – K9LI is one away with the elusive African station to work! Congratulations to Ed-WA9BBN who was one of only 7 people who worked K3Y ops from all 51 states (includes DC)! FWRC stations heard working K3Y SKCC stations include KA9GKE, WA9BBN, NJ0U, WB9EAO, K9LI, W9LW, K9FMX, K9FW, W9GT, AC9EZ, KD9GDY, N9DGL, W9HT, W9SA, N9FGP, AC9XS, AF9M, and N8KR. That's quite a showing!



K3Y/7 Nevada Portable Operation

by Ken – N8KR



Within the first week of K3Y in January, it was evident that Nevada was going to be a rare state. The main CW op from Las Vegas was in the process of moving and the only other active SKCCer from the state had never operated as a K3Y station. I decided to fly out to Nevada (with Deb) and, as I did in 2019, run a portable station. My 2019 operation was from a rental car using a portable vertical that would fit in my suitcase along with the FT-100 and straight key. It did a fair job but I knew I needed something better. Not finding any help from Nevada hams, I went to my friend Rick – K7CNT from Kingman, Arizona for help. Before long, Rick had

found 3 more hams, lined up a trailer, generator, and built two antennas. K3Y/7 was going to happen! Upon arriving in Nevada, Deb and I rented a car and headed toward Bullhead City, Arizona. After a short visit with friends living there, I teamed up with the Kingman group and planted the trailer and antennas in the desert just across the Colorado River in Nevada. We had two stations, a Yaesu FT-847 and FTdx-1200. Antennas included dipoles for 17 and 30 meters and a huge vertical for 15, 20, and 40 meters. Our 6 hour operation netted us nearly 170 contacts. Not only did I have a great time, I enjoyed some spectacular scenery with a fresh

snow on the mountains! Also, working stations from home-Fort Wayne was extra special. Don – K9LI worked us on 5 bands, Jim – KD9GDY on 3 bands, Ed – WA9BBN on 2 bands, Josh – W9HT and John-NJ0U on one band... and Rose – KA9GKE called me just as we were ready to shut down! My thanks to Rick – K9CNT and new friends: Glenn - NN6T, Ted – KI7BWO, and Wyatt – KF7YHP for making this happen! Also, check out the trailer – air conditioned and complete with a toilet!



The K3Y/7 portable station




For sale and wanted listings in this section are provided to members of the Fort Wayne Radio Club, the Allen County Amateur Radio Technical Society, the Fort Wayne DX Association, and to other local hams free of charge! Listings can be renewed upon request to the editor (see pg. 2 for contact information).

- Kenwood TS-520S Vintage HF Transceiver – Good condition, 160-10 meters, \$300 or Best Offer

Please contact Gary, KB9TUI at kb9tui (at) gmail.com or call 260-450-0980

Yaesu FT-8800 144/430 MHz Dual Band FM Mobile Transceiver. Works great, recently removed from service for radio upgrade. 50 watts maximum transmit power in the 144 MHz band, 35 watts maximum in the in the 144 MHz band, 35 watts maximum in the 430 MHz band. True simultaneous dual receiving (VHF/UHF, UHF/VHF, VHF/VHF or UHF/UHF). Extended receiver coverage includes public safety, commercial, aircraft, and government communications ranges. Cross-band repeat capability. Remote head mounting capability (remote separation kit not included). Pre-programmed with all Fort Wayne-area repeaters, all common simplex frequencies. Outer jacket of microphone cable has pulled out of connector (see photo). Includes radio, power cable, microphone, and mobile mount. PDF version of owner's manual available. \$200.

Please contact Jay Farlow, W9LW at arsw9lw (at) gmail.com.



Your item could be listed here next month! Just send the editor an email with your listings before February 27! See page 2 for contact information.

For Sale / Wanted Continued

- Looking for an Ameritron AL-811 (3 tube) HF amplifier.

If you have one for sale, please contact Al K9FW at k9fw (at) frontier.com

- LDG AT-200Pro Autotuner, with DC Power cable, Icom Cable IC-PAC, Yaesu Cable YT-PAC , and printed manual. \$180.
- Tigertronics Signalink USB, with USB cable, Icom Yaesu 6 pin mini DIN cable SLCAB6PM, Kenwood 13 pin DIN cable SLCAB13K. Jumper Module SLMOD6PM. Printed manual. \$80
- MFJ – 259B HF/VHF SWR Analyzer, with AC/DC power supply and Printed manual. \$175. Batteries not kept in instrument.
- Heathkit HD-1418 Active Audio Filter \$40

Please contact Mike, KB9OZI at kb9ozi (at) hotmail.com

- Single paddle Kent key. Good cosmetic condition. \$75.
- Alinco DJ-V5 2m/70cm handheld radio. Works; includes cigarette lighter power cord and speaker microphone. \$40.

Contact Josh, W9HT for more information. See page 2 for email address




For Sale / Wanted

Continued

The Fort Wayne Radio Club has the following items available for sale. Please contact Steve W9SAN if you are interested in any of these items at w9san (at) arrl.net.

Heathkit HW-101 with HP-23 Power supply and dust cover. This works completely and is in very clean condition. It has the sharp CW filter included. Receives and transmits fine; good power output. The CW filter switch is the only broken part. Manuals and dust cover included. \$90 Firm.



Bencher/MFJ-422 paddles with keyer. The paddles should be worth \$50 by themselves; we'll throw in the MFJ Curtiss keyer. Nice condition.



MFJ-461 CW reader works fine; includes manual and fresh battery. \$45 OBO



Selected Contest Calendar for February 2021

SKCC Sprint Europe	2000Z-2200Z, Feb 4
Vermont QSO Party	0000Z, Feb 6 to 2400Z, Feb 7
10-10 Int. Winter Contest, SSB	0001Z, Feb 6 to 2359Z, Feb 7
EurAsia HF Championship	0800Z-1700Z, Feb 6
F9AA Cup, CW	1200Z, Feb 6 to 1200Z, Feb 7
FYBO Winter QRP Sprint	1400Z-2400Z, Feb 6
Minnesota QSO Party	1400Z-2400Z, Feb 6
FISTS Saturday Sprint	1600Z-1800Z, Feb 6
British Columbia QSO Party	1600Z, Feb 6 to 0359Z, Feb 7 and 1600Z-2359Z, Feb 7
European Union DX Contest	1800Z, Feb 6 to 1800Z, Feb 7
North American Sprint, CW	2300Z, Feb 6 to 0300Z, Feb 7
ARRL School Club Roundup	1300Z, Feb 8 to 2359Z, Feb 12
OK1WC Memorial	1630Z-1729Z, Feb 8
CWops Mini-CWT Test	1300Z-1400Z & 1900Z-2000Z, Feb 10; 0300Z-0400Z, Feb 11
CQ WW RTTY WPX Contest	0000Z, Feb 13 to 2359Z, Feb 14
SARL Field Day Contest	1000Z, Feb 13 to 1000Z, Feb 14
SKCC Weekend Sprintathon	1200Z, Feb 13 to 2400Z, Feb 14
YLRL YL-OM Contest	1400Z, Feb 13 to 0200Z, Feb 15
HamCation QSO Party	1500Z, Feb 13 to 0300Z, Feb 14
OMISS QSO Party	1500Z, Feb 13 to 1500Z, Feb 14
ARRL Inter. DX Contest, CW	0000Z, Feb 20 to 2400Z, Feb 21
Russian PSK WW Contest	1200Z, Feb 20 to 1159Z, Feb 21
FISTS Sunday Sprint	2100Z-2300Z, Feb 21
SKCC Sprint	0000Z-0200Z, Feb 24
CQ 160-Meter Contest, SSB	2200Z, Feb 26 to 2200Z, Feb 28
REF Contest, SSB	0600Z, Feb 27 to 1800Z, Feb 28
South Carolina QSO Party	1500Z, Feb 27 to 0159Z, Feb 28
NA Collegiate Championship, RTTY	1800Z, Feb 27 to 0559Z, Feb 28
North American QSO Party, RTTY	1800Z, Feb 27 to 0559Z, Feb 28
High Speed Club CW Contest	1400Z-1700Z, Feb 28
North Carolina QSO Party	1500Z, Feb 28 to 0059Z, Mar 1



RadioSport

This information comes from the WA7BNM Contest Calendar at contestcalendar.com and is gratefully acknowledged. It is deemed accurate as of the time of publication.

Area Nets					
Daily			Tuesday		
8:00 AM	3.535	Daily (QIN) Indiana Section CW net	7:30 PM	147.150+	21 Repeater Group Net (97.4 PL)
8:30 AM	3.940	Daily Indiana Traffic Net	8:00 PM	50.580 USB	FWRC 6-Meter SSB Net
6:00 PM	3.940	Daily Indiana Traffic Net	9:00 PM	146.940-	Allen Co. ARES Training Net (141.3 PL)
6:30 PM	146.880-	IMO (alternate is 146.760)	Wednesday		
7:00 PM	147.015+	Tri State Two Meter Net	7:00 PM	146.760-	FWRC YL Net
8:00 PM	3.535	Daily (QIN) Indiana Section CW net	8:00 PM	145.270-	Whitley Co. ARES (141.3 PL)
Week-days			8:00 PM	50.580 FM	FWRC 6-Meter FM Net
9:00 AM	3.820	Little Red Barn Net	9:00 PM	146.940-	Help and Swap Net (141.3 PL)
Sunday			Thursday		
8:00 PM	444.550+	Whitley Co. ARC Sunday Night Net (141.3 PL)	8:00 PM	D-STAR	Indiana D-STAR net (Note 3)
8:30 PM	1.965 & 146.910-	"No-Name" Net also on EchoLink Node number 519521	8:00 PM	50.580	AM 6-Meter AM Net
9:00 PM	145.53 simplex	Northeast Indiana Packet Net 1200 baud (Note 2)	8:30 PM	145.510 simplex	Allen County ARES Digital Operations Team Training Net (Note 4)
Monday			Saturday		
8:00 PM	224.780-	Fort Wayne 224 Net	8:00 PM	146.685-	Huntington ARES(141.3 PL)
1. All times local time. Any changes or corrections should be submitted to the newsletter editor at drjoshlong (at) gmail.com. 2. NEIPN is direct accessible via any BPQ Chat Node (or through Node hopping etc.) via other packet frequencies in this area and other areas through other nodes (it is locally direct accessible on 145.53 in NC & NE Indiana/NW Ohio and SE Michigan using KA9LCF-11, KC9VYU-11, N9LCF-11, N9PXO-11, K9BIF-11) Most BPQ Nodes use an SSID of -11. 3. Reflector REF024B. 4. Net starts using BPSK-31 and switches to BPSK-250 after roll call to pass traffic etc. NBEMS suite of software (FLDIGI, FLMSG, and FLAMP) is preferred. 5. Indiana HF Traffic Nets Web Site: http://www.inarrl.org/index.php/public-service/indiana-nts					

Fort Wayne repeaters							
Frequency	Offset	Tone/Notes	Callsign	Frequency	Offset	Tone/Notes	Callsign
145.330	-0.6 MHz	--	W9FEZ	443.100	+5 MHz	DMR	K9MMQ
146.880	-0.6 MHz	--	W9INX	443.275	+5 MHz	P25	K9MMQ
147.255	+0.6 MHz	--	W9INX	442.6375	+5 MHz	--	N9MTF
146.760	-0.6 MHz	--	W9TE	444.800	+5 MHz	--	W9FEZ
146.910	-0.6 MHz	--	W9TE	442.99375	+5 MHz	D-Star	W9TE
146.940	-0.6 MHz	141.3 FM C4FM	W9TE	444.8750	+5 MHz	141.3	W9TE
224.780	-1.6 MHz	--	W9FEZ	53.3300	-1 MHz	--	W9FEZ

FWRC Membership Application

Name: _____ Call Sign: _____
 License Class: _____
 Street address: _____ City: _____
 State: _____ ZIP: _____ Phone #: (_____) _____
 Email address: _____ ARRL Member? _____
 (ARRL membership helps the club maintain ARRL affiliation)
 May we list your name, call & email address in our membership roster & on our club web site?

Fort Wayne Radio Club dues:

Regular membership	\$20.00 / year
Family membership ¹	\$30.00 / year
Student membership ²	\$5.00 / year
Associate membership ³	\$20.00 / year

(Memberships for July-December are ½ the stated amounts)

Please attach a check to this form (paying by check is strongly encouraged) made out to:
 Fort Wayne Radio Club (check number _____) and bring to a club meeting or mail to:
 Fort Wayne Radio Club
 P.O. Box 15127
 Fort Wayne, IN 46885-5127
 Please list all names and calls on an attached sheet.
 K-12 or full time student.
 Unlicensed member.

ACARTS Membership Application

Name: _____ Call Sign: _____
 License Class: _____
 Street address: _____ City: _____
 State: _____ ZIP: _____ Phone #: (_____) _____
 Email address: _____ ARRL Member? _____
 (ARRL membership helps the club maintain ARRL affiliation)
 May we list your name, call & email address in our membership roster & on our club web site?

ACARTS dues:

Regular membership	\$12.00 / year
Additional family members ¹	\$6.00 / year
Student membership ²	\$6.00 / year
Associate membership ³	\$6.00 / year

(New regular memberships are \$1.00/month)

Please attach a check to this form (paying by check is strongly encouraged) made out to:
 Allen County Amateur Radio Technical Society (check number _____) and bring to a club meeting or mail to:
 A.C.A.R.T.S.
 P.O. Box 10342
 Fort Wayne, IN
 Please list all names and calls on an attached sheet.
 K-12 or full time student.
 Unlicensed member.